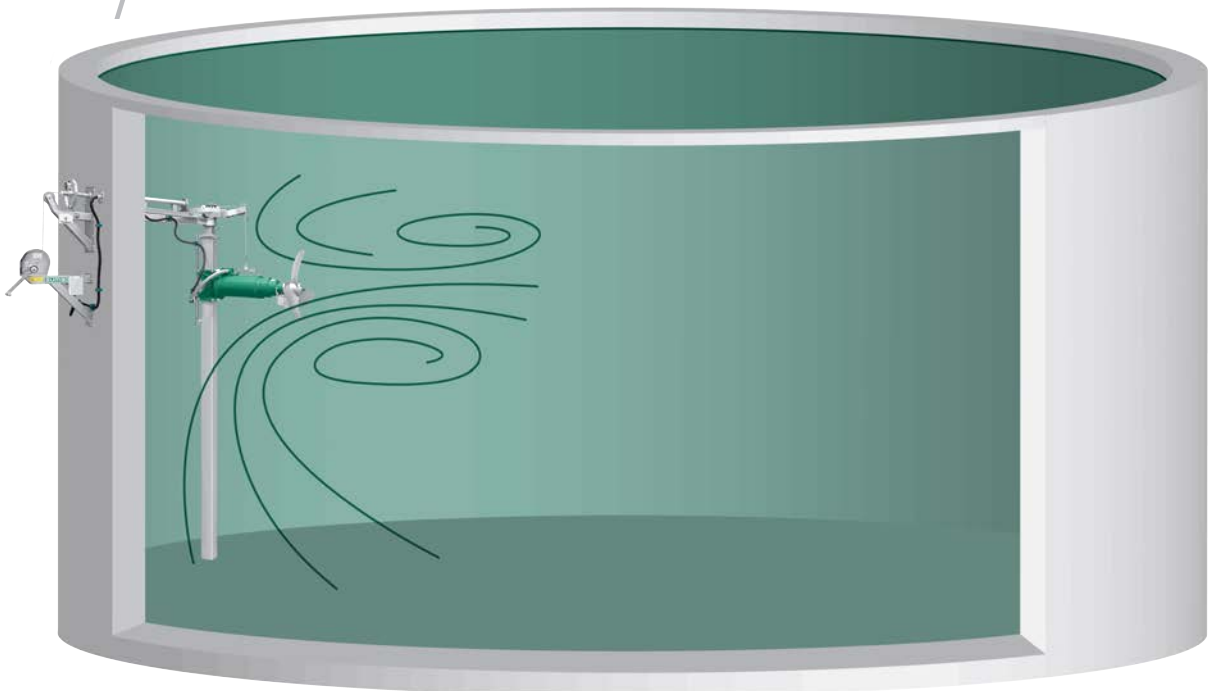
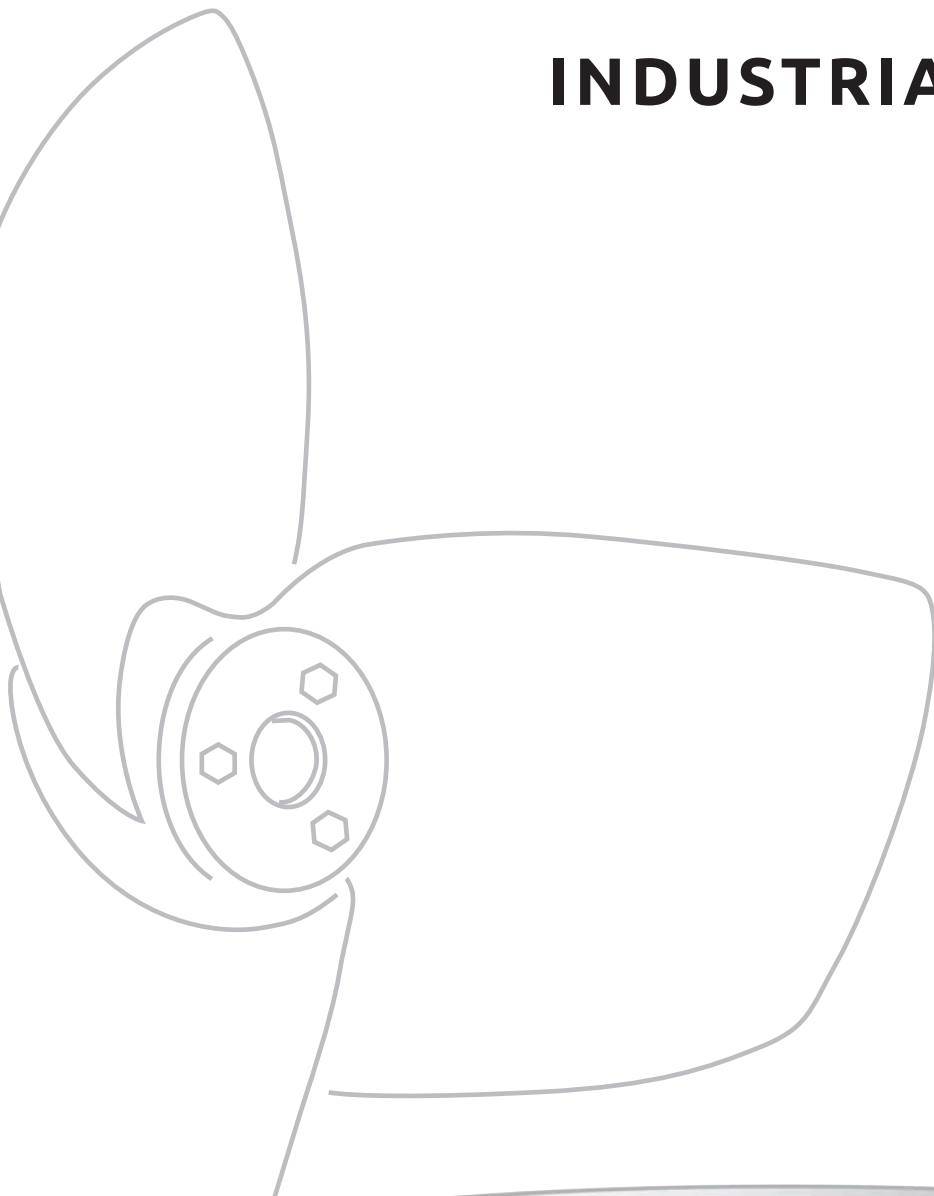





INDUSTRIAL AGITATORS

Our product range



For mounting through the wall (MGD) or roof (GDD)



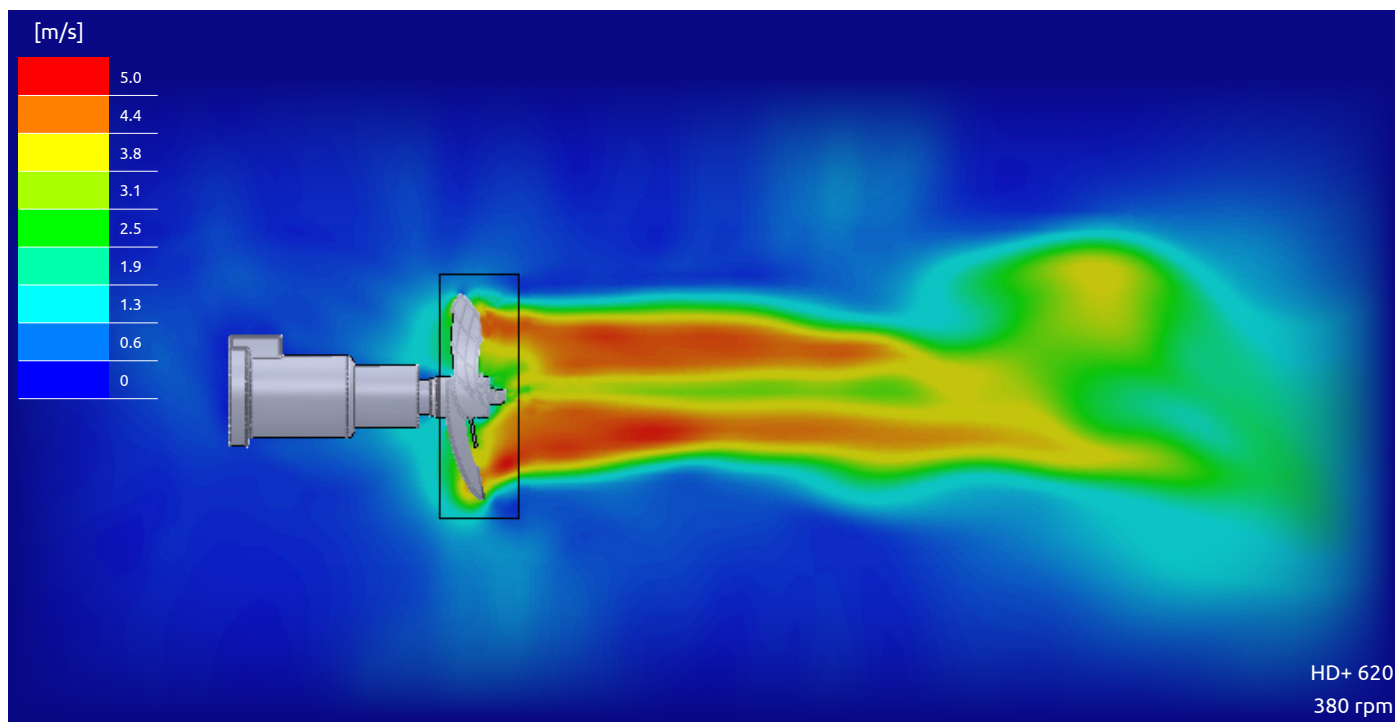
TECHNICAL DATA

OPTIMIX 2G / 3G

▪ 2G 40-180:	4 kW	180 rpm	HD+ 700
▪ 2G 40-250:	4 kW	250 rpm	HD+ 620
▪ 2G 40-950:	4 kW	950 rpm	LD 310
▪ 2G 90-75:	9 kW	75 rpm	LT 1400
▪ 2G 90-280:	9 kW	280 rpm	HD+ 800
▪ 2G 90-380:	9 kW	380 rpm	HD+ 580
▪ 2G 150-275:	15 kW	275 rpm	HD+ 850
▪ 2G 150-380:	15 kW	380 rpm	HD+ 660
▪ 3G 250-270:	25 kW	270 rpm	HD+ 900

- Galvanized propeller, optional in hardend steel, ss304 or ss316
- Bearing flange with mechanical seal SiC/SiC
- 3 seperated oil chambers for motor, gear and bearing flange
- Longlife-Oil within the gear and bearing flange
- PTC 130°C - thermistors (overheat protection)
- Guide support with 4 rollors for 80 x 80 to 150 x 150 mm masts
- Galvanical isolated to the mast through ss316-ropc
- Delivery incl. microbe-resistant connection cable

For aggressive media and low pH-values



TECHNICAL DATA

OPTIMIX 2A / 3A

▪ 2A 30-710:	3 kW	710 rpm	LD 380
▪ 2A 40-950:	4 kW	950 rpm	LD 310
▪ 2A 135-280:	13.5 kW	280 rpm	HD+ 800
▪ 2A 135-380:	13.5 kW	380 rpm	HD+ 620
▪ 3A 250-270:	25 kW	270 rpm	HD+ 900


- Propeller in ss304, optional in ss316
- Bearing flange with mechanical seal SiC/SiC
- 3 separated oil chambers for motor, gear and bearing flange
- Longlife-Oil within the gear and bearing flange
- PTC 130°C - thermistors (overheat protection)
- Guide support with 4 rollers for 80 x 80 to 150 x 150 mm masts
- Galvanical isolated to the mast through ss316-rope
- Delivery incl. microbe-resistant connection cable
- Optimix 2A 135-280 and Optimix 2A 135-380 for Ex-zone 1
- Optimix completely in V2A up to pH-value 5.5
- Optimix completely in V4A up to pH-value 4.5



GDD - GASTIGHT CEILING LEAD THROUGH



For mounting through the tank roof



TECHNICAL DATA


GASTIGHT CEILING LEAD THROUGH

- For tank heights up to 14 m and concrete roof
- Heavy version at mast heights 10 - 14 m
- Innovative gastight rope lead through
- Cable guidance behind the mast
- Base frame with dowels
- Lateral adjustment 360°
- Height adjustment through ss304-rope winch and ss316 rope
- Height indication for determining the exact height of the agitator within the tank
- Servicebox:
- Sealing plate: 1.870 x 1.070 x 3 mm in V4A
- Guide mast: 100 x 100 to 150 x 150 mm
- Maintenance unit (optional):
- Base frame: 2,030 x 1,230 x 3 mm in V4A
- Maintenance cover to close the tank during service and maintenance work

MGD - GASTIGHT WALL LEAD THROUGH




For mounting through the tank wall




TECHNICAL DATA

GASTIGHT WALL LEAD THROUGH


- For tank heights up to 14 m
- Heavy version at mast heights 10 - 14 m
- For steel and concrete tanks
- Innovative gastight rope lead through
- Cable guidance behind the mast
- Base frame with dowels
- Lateral adjustment up to 210°
- Height adjustment through ss304-rope winch and ss316 rope
- Optional SUMA-height indication to determine the exact height of the agitator within the tank
- Optional SUMA-angle display to determine the exact horizontal angle of the agitator within the tank



For mounting through the tank wall or roof



Flow simulation:
4 Agitators at start



Flow simulation:
4 Agitators after 5 minutes



TECHNICAL DATA

GIANTMIX FR SP


- ATEX-motor with 11 | 15 | 18.5 | 22 kW (275 | 400 rpm)
- Low noise spur gear (i=5.31 or 3.69)
- Bearing flange with mechanical seal SiC/SiC
- Tube in ss304, optional ss316: 3 or 4 m length
- Propeller-Ø 620 - 880 mm in hardened steel or ss304
- Sealing membrane in EPDM 60
- Installation depth up to 8 m below substrate level
- Horizontal inclination up to $\pm 25^\circ$
- Inclination through upper link
- PTC 150°C - thermistors (overheat protection)
- Oil equalizing container for monitoring the tightness
- Optional tractor-driven configuration available
- Giantmix FR HY SP without motor and with PTO possible

GIANTMIX FT

- Horizontal and vertical inclination up to $\pm 30^\circ$
- Inclination through hydraulic cylinder
- Tube lengths: 5 | 5.5 | 6 m
- Other points like Giantmix FR SP



For mounting through the tank wall



TECHNICAL DATA

GIANTMIX FR light

- ATEX-motor with 4 / 7.5 kW (180 | 250 / 280 | 380 rpm)
- Low noise spur gear (i=5.31 or 3.69)
- Bearing flange with mechanical seal SiC/SiC
- Tube in ss304, optional ss316: 1 | 1.5 m length
- Propeller-Ø 520 - 700 mm in ss304, optional hardened steel
- Installation depth up to 6 m below substrate level
- Sealing plate with other angle of inclination on request
- PTC 160°C - thermistors (overheat protection)
- Oil equalizing container for monitoring the tightness
- POM protective sleeve to prevent long fibrous materials from blocking the drive



For mounting through the tank wall or roof



TECHNICAL DATA

GIANTMIX AMX

- ATEX-motor with 15 | 18.5 | 22 kW (80 rpm)
- Low noise spur gear (i=18)
- Bearing flange with mechanical seal SiC/SiC
- Tube in ss316: 4 | 5 | 6 m length
- Propeller-Ø 1,600 mm in ss304, optional ss316
- Sealing membrane in EPDM 60
- Installation depth up to 6 m below substrate level
- Sealing plate 1,430 x 1,730 mm optional right or left 25° preset, other ranges on request
- Vertical inclination through hydraulic cylinder + 5° / - 30°
- PTC 150°C - thermistors (overheat protection)
- Oil equalizing container for monitoring the tightness
- Damping system with special rubber on cylinder wall bracket and in hinged brackets
- POM protection to minimize abrasion
- AMX top mounting possible

For small tanks / container / lagoons



TECHNICAL DATA

REKORDMIX

- Motor with 4 kW (950 rpm) | 5.5 kW (1,450 rpm)
- Tube-Ø 70 x 3 mm in ss304
- Tube lengths 2.75 | 3.25 | 3.75 | 4.25 m
- Propeller-Ø 320 or 275 mm galvanized, optional in ss304
- Shaft sealing ring
- Optional:
 - Protective ring in ss304
 - Oil equalizing container for monitoring the tightness
 - Bearing housing with mechanical seal SiC/SiC
 - Pinion rack winch

REKORDMIX B1

- Motor with 4 kW (950 rpm)
- Propeller-Ø 320 mm
- Clamping unit with sealing membrane in EPDM 60
- Agitator frame with vertical inclination adjustment
- Other points like Rekordmix

CONTACT

SUMA Rührtechnik GmbH
Martinszeller Str. 21
DE - 87477 Sulzberg
Phone: +49 8376 92 131 -0
Fax: +49 8376 92 131 -19
Mail: info@suma.de
www.suma.de/EN

YOUR LOCAL REPRESENTATIVE



LOGICALWASTE
breaking down organic waste
www.logicalwaste.co.za